

The background is a dark blue field with a complex pattern of glowing green and blue dots, connected by thin, wavy lines. Overlaid on this are faint, semi-transparent outlines of rectangular shapes, resembling a grid or a city map. The text is centered and rendered in a white, stylized, rounded font.

DIGITAL LITERACY

10

SCRAPBOOK

English 9

#1 Infographic of a Hero

Response

This project was about making an infographic for a superhero and explaining how they affected their era. My teacher wanted the infographic to be very unique and creative, so I did just that. For this project I demonstrated my Creative thinking competency in many ways, I made a mind map of all the themes I could've went with and I chose a comicy theme because it stood out and made it look more creative. While I was working on the comic, I started realizing that my layout wasn't really working out because I was having more words then pictures so I, completely remodeled my infographic design and this caused me to develop new ideas and that category is under creative thinking. For my infographics comic pictures I had a hard time finding pictures that would expand into good quality and this was a big road bump for me, so I came up with a new way to get those images in high quality, and I did this by screenshotting the pictures, then cutting around the pictures, then making them have a translucent background so they fit, by doing all this work I used my Generating ideas skill because I came up with a new way on how to get past my roadblock. While I was working on this project, I got one of my peers to look over my infographic and give me back some information on how I can improve and by me doing this I used Novelty and value skills because I valued my peer's ideas. In the future I can use this competency to be more creative and have an easier time generating ideas. All these skills I have talked about are under Creative thinking, and I thought this infographic was the best pick for this competency because it fit in to how it was created.


Link

<https://create.piktochart.com/output/52904237-hero-infographic>

#1



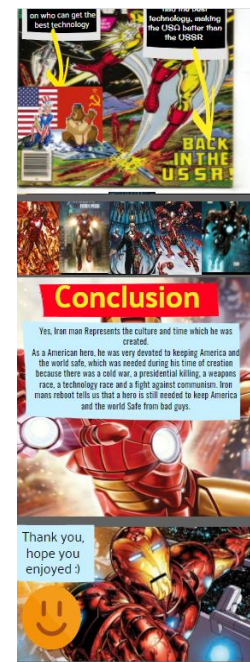
#2



#3



#4



Business 9

#2 A Group Project on
Unemployment

Response

This was a group project about unemployment in Canada, and you had to make a powerpoint on this subject then present it. Since we worked as a group, we used our communication core competencies a lot, an example would be we all split up the work into 3 parts so we can all have equal parts to present and write about and I successfully did my role, and this would be a part of Collaborate to plan/carry out. I also gave my part of the project, to one of my group members so they can give me feedback, and with the feedback they gave me, I changed my part and added a few details and by me doing that I Acted On Feedback. While I was finding some information for my part of the presentation, I also found some really good information for my other group members parts so I sent them an email with a link to the website and by me doing this I demonstrated how I can share information which is part of the communication competency. When we were presenting, I was able to clearly present information in front of an audience that I didn't fully know, and by me presenting in front of an audience, I implemented many communication competency skills. In the future I can use this skill to express myself and communicate, and this is a core competency skill that is used every day. Overall, I picked this Project to be a part of the communication core competency because a lot of what happened in this project was overlapped with the communication core competency outline.

Link

https://sd43bccca-my.sharepoint.com/p:/g/personal/127-araissnia_sd43_bc_ca/EW8iHsHoG3Bllo8xa2wshP8BXtyHnjid_p9fkdACRHhe3xO?e=XKE5rt



Foods 9


#3 Food Inc project

Response

This was a research project where you had to watch a film and do your own research to answer the questions. My teacher wanted good quality responses and I did just that. While I was answering my questions, I had a hard time finding a credible legit source, so instead of wasting my time on other sources, I decided to go to the government of Canadas website where all the information is credible and by me doing this I represented my core competency of critical thinking because I evaluated a credibility source. During the week, this assignment was given to me I was having a lot of homework and extracurricular sports, so it was really hard to manage my time, so to help myself I made a reminder on my phone to tell me to work on this assignment for 45 minutes a day for a whole week, and this helped me a lot by giving me time to produce my best quality work, by managing my time, I followed the core competency of critical thinking by monitoring my progress and making changes. While I was watching the movie and doing my research, I took notes so it could become easier for me to do all my writing at the end, and by me taking notes I demonstrated my ability to analyze information which is apart of the core competency of critical thinking. I can use this core competency in the future to make better and smarter decisions. I picked this assignment to be a part of my core competency of critical thinking because a lot of what happened in this project, overlapped with the critical thinking outline.

Link

https://sd43bcc-my.sharepoint.com/:w/g/personal/127-araissnia_sd43_bc_ca/EcksRsf4WldAvwYNIpKqsn4BqGdVhJ-sHI7HGxwIX7GYMA?e=iWripY





Hope you
enjoyed